

XJTLU 2015 Graduates Report

Programs and Events

Career Fairs:

26

Total Event Attendance:

9653

Total Events & workshops:

51

- Employer site visits
- Employer presentations
- Spring/Fall Career Networking Dinner
- Career Guidance Workshops

External mentors & Employers

External Mentors

376

Employers

135

Job & Internship postings

1428

Outcomes

Further Study

83.28%

Employment

15.25%

Undetermined

1.47%

Top Graduate Schools

UNIVERSITY OF OXFORD

UNIVERSITY OF CAMBRIDGE

Imperial College London

COLUMBIA UNIVERSITY


JOHNS HOPKINS UNIVERSITY

Cornell University

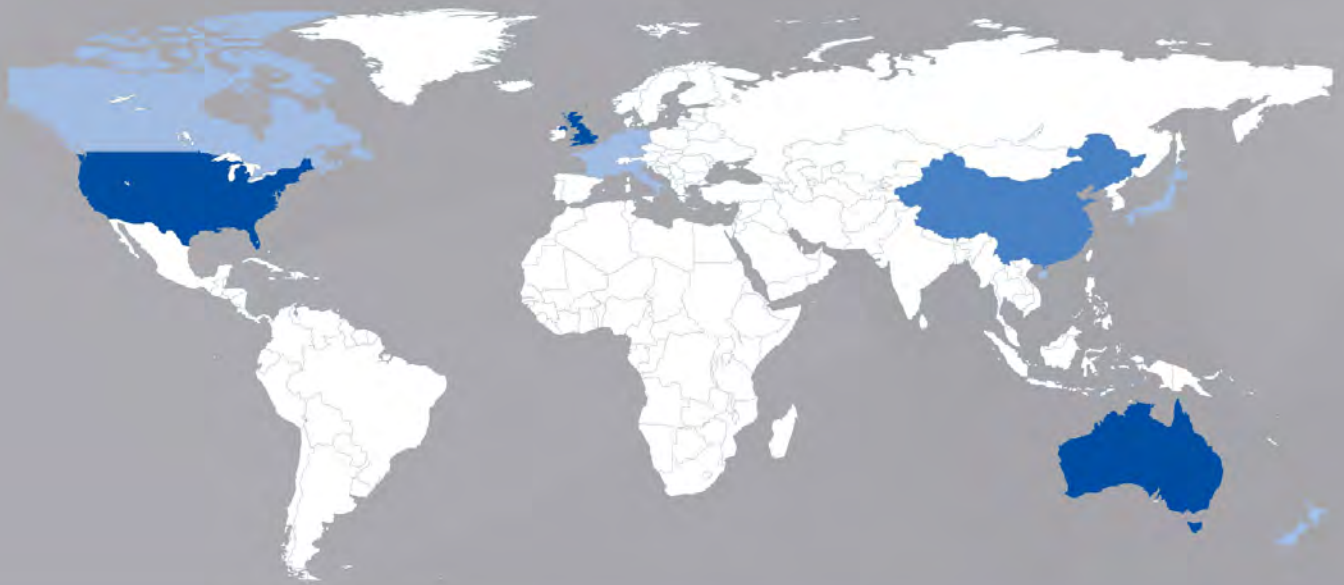
Penn
UNIVERSITY OF PENNSYLVANIA

UC Berkeley

Top Hiring Organizations



High Competitive Global Postgraduate Applicants



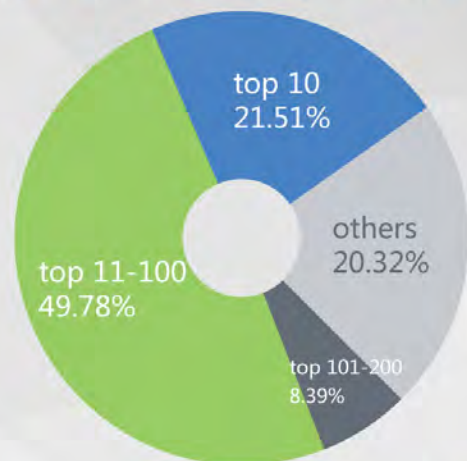
■ 1-50 students
 ■ 51-100 students
 ■ 100+ students

World Top University Enrollment Rate

Based on QS World University Ranks 2015-2016

83.28%

of XJTLU graduates pursued further education



University of Oxford



University of Cambridge



Imperial College London



Swiss Federal Institute of Technology Zurich



University of Chicago



University College London



Johns Hopkins University



Columbia University



University of Pennsylvania



Cornell University

High Quality Global Employee

What do graduates intend to do?

Finance Service

30.74%

Marketing, Consulting, Business Trade, Supply Chain Management

13.86%

Technology or Engineering

43.73%

Communications, Tourism, Media, and Other

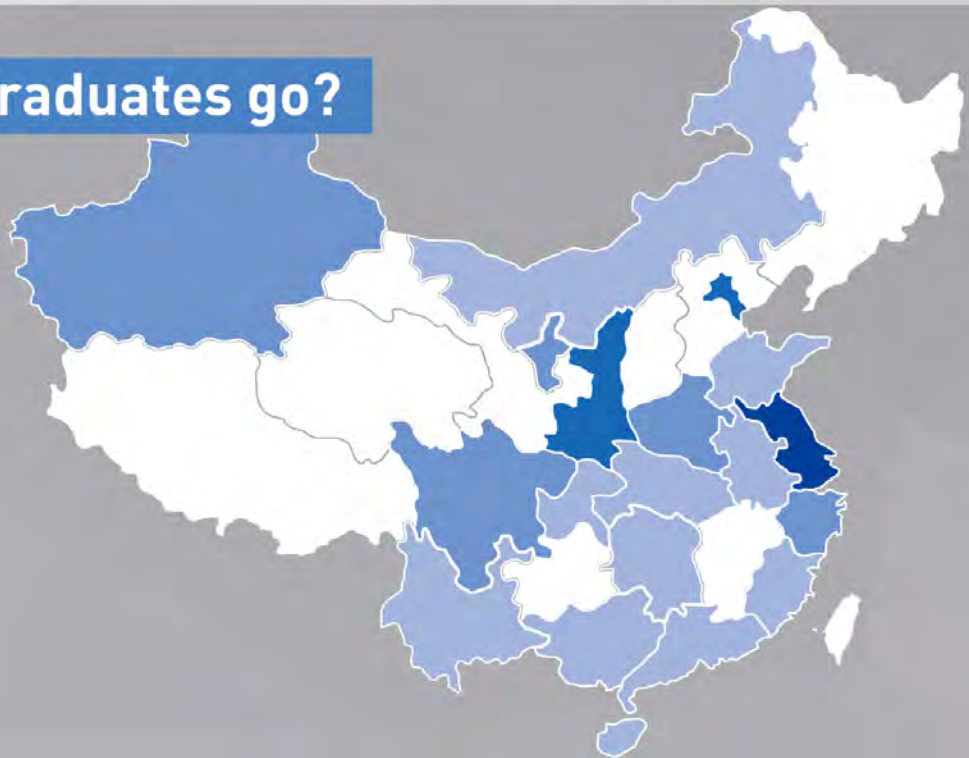
3.89%

Education, health & government

7.79%

Where do Graduates go?

- 10% and above
- 5%-10%
- 1%-5%
- 0%-1%



Top Employers



Top departments—Further study

Civil Engineering

91.84%

Electrical and Electronic Engineering

88.21%

Mathematical Science

88.05%

Urban Planning and Design

87.23%

Top departments—Employment

Biological Sciences

23.64%

Architecture

27.66%

Environmental Science

21.43%

Chemistry

18.75%

Department	Further Study	Employment	Total Employment Rate
Urban Planning and Design	87.23%	12.77%	100%
Computer Science and Software Engineering	85.71%	14.29%	100%
Chemistry	81.25%	18.75%	100%
Environmental Science	78.57%	21.43%	100%
Biological Sciences	76.36%	23.64%	100%
Architecture	71.28%	27.66%	98.94%
Mathematical Science	88.05%	10.29%	98.35%
International Business School	80.32%	17.71%	98.03%
Civil Engineering	91.84%	6.12%	97.96%
English, Culture and Communications	79.76%	17.86%	97.62%
Electrical and Electronic Engineering	88.21%	10.71%	89.93%