

Editor forms preparation

Please download the forms from the "Forms for Contributors" section on the conference website (<https://www.xjtlu.edu.cn/en/architecture-across-boundaries-2024>).

When you input data such as the paper's title and the authors' full names, ensure it is accurate because it cannot be changed once the manuscript is submitted.

There are two forms.


- The first is the Contributor Agreement/Licence to Publish document, which is mandatory for each corresponding author to sign.
- The second form is the Research Permission Request Form, which is optional and should be used to obtain permission if you use materials other than your own.

Please submit your files to Easychair. If you have only one form, upload the PDF file. If you have two or more files, submit a ZIP file. **The deadline is April 25, 2024.**

Editor forms submission

0) Login into the EasyChair platform as AAB2024 Author:
<https://easychair.org/my/conference?conf=aab2024>

- 1) Click on 'My submissions' tab;
- 2) Select the submission that you want complete by click on the lens icon (in case you have multiple submissions);

1  AAB2024 (author) [Help](#) / [Log out](#)

My Submissions Premium Conference News Alerts EasyChair

My Submissions for AAB2024



Using the submission author environment you can view or manage your submissions to AAB2024. Note that new submissions are disabled.

To **view or update your existing submission** click on the corresponding "view" icon.

Additional information about submission to AAB2024 can be found at the [AAB2024 Web page](#).

Questions about submissions can be sent to the conference contact email Jiawen.Han@xjtlu.edu.cn.

Please note that if you do nothing (not even click on the menu) for more than two hours, your session will expire and you will have to log in again.

#	Authors	Title	Track	View	Program
					
					

2

Editor forms submission

3) Click on “Add or update files”;

4) Upload your Camera Ready Paper in the correct section and then click on ‘Submit’ (the red button).

Please read carefully the field to avoid to submit the Editor’s Form to the ‘Camera Ready section’.

EC AAB2024 (author) [Help](#) / [Log out](#)

New Submission My Submissions Premium Conference **News** Alerts EasyChair

AAB2024 Submission

If you want to **change any information** about your paper, use links in the upper right corner.

For all questions related to processing your submission you should contact the conference organizers. [Click here to see information about this conference.](#)

All reviews sent to you can be found at the bottom of this page.

[Update information](#)
[Update authors](#)
[Add or update files](#)
[Declare conflict](#)

[Withdraw](#)

Submission	
Title	
Track	s
Author keywords	
Submitted	Aug 02, 07:42 GMT
Last update	Sep 29, 00:57 GMT
Author conflicts	none

Authors						
first name	last name	email	country	affiliation	Web page	corresponding?
						✓

Reviews

Review 2

Overall evaluation

Review 3

Overall evaluation

Update information
3 Update authors
Add or update files
Declare conflict

[Withdraw](#)

EC AAB2024 (author)

My Submissions Templates Help Conference **News** EasyChair

Update Files for Submission

Use the form below to **upload or update** files for your submission.

The file is mandatory and cannot be deleted.

Note that this conference uses [submission templates](#).

Some file upload fields have been disabled, you cannot update these files.

File	Admissible file extensions	Current version
4 Camera-ready submission (*). Please upload your file using the provided template (extension .docm). Choose File No file chosen	Microsoft Word Macro-Enabled Document file (extension docm)	↓
Editor forms (*). Please upload the Editor forms here Choose File No file chosen	Word document (extension doc) zip (extension zip)	

Submit